



2020

## Effect of the University on the Social Entrepreneurial Intention of Students

Carlos Bazen

*University of Newfoundland, Saint John's*

Hannah Gaultois

*Memorial University of Newfoundland, St. John's*

Arifusalam Shaikh

*Memorial University of Newfoundland, St. John's*

Katie Gillespie

*Memorial University of Newfoundland, Saint John's*

Sean Frederick

*Memorial University of Newfoundland, Saint John's*

Below this page find additional works at <https://digitalcommons.sacredheart.edu/neje>



Part of the [Entrepreneurial and Small Business Operations Commons](#), and the [Higher Education Commons](#)

### Recommended Citation

Bazen, Carlos; Gaultois, Hannah; Shaikh, Arifusalam; Gillespie, Katie; Frederick, Sean; Amjad, Ali; Yap, Simon; Finn, Chantel; Rayner, James; and Belal, Nafisa (2020) "Effect of the University on the Social Entrepreneurial Intention of Students," *New England Journal of Entrepreneurship*: Vol. 23 : No. 1 , Article 1. DOI: 10.1108/NEJE-05-2019-0026

Available at: <https://digitalcommons.sacredheart.edu/neje/vol23/iss1/1>

This Research Article is brought to you for free and open access by the Jack Welch College of Business & Technology at DigitalCommons@SHU. It has been accepted for inclusion in New England Journal of Entrepreneurship by an authorized editor of DigitalCommons@SHU. For more information, please contact [ferribyp@sacredheart.edu](mailto:ferribyp@sacredheart.edu), [lysobeyb@sacredheart.edu](mailto:lysobeyb@sacredheart.edu).

---

# Effect of the University on the Social Entrepreneurial Intention of Students

## Authors

Carlos Bazen, Hannah Gaultois, Arifusalam Shaikh, Katie Gillespie, Sean Frederick, Ali Amjad, Simon Yap, Chantel Finn, James Rayner, and Nafisa Belal

# Effect of the university on the social entrepreneurial intention of students

Effect of  
university on  
SEI of students

Carlos Bazan

*Faculty of Engineering and Applied Science, Memorial University of Newfoundland,  
Saint John's, Newfoundland and Labrador, Canada*

Hannah Gaultois

*Centre for Social Enterprise, Memorial University of Newfoundland, Saint John's,  
Newfoundland and Labrador, Canada*

Arifusalam Shaikh

*Faculty of Science, Memorial University of Newfoundland, Saint John's,  
Newfoundland and Labrador, Canada, and*

Katie Gillespie, Sean Frederick, Ali Amjad, Simon Yap, Chantel Finn,  
James Rayner and Nafisa Belal

*Faculty of Engineering and Applied Science, Memorial University of Newfoundland,  
Saint John's, Newfoundland and Labrador, Canada*

3

Received 14 May 2019  
Revised 6 November 2019  
19 December 2019  
24 December 2019  
Accepted 30 December 2019

## Abstract

**Purpose** – The study aims to test the applicability of a variant of the model proposed by Hockerts (2017) for assessing the social entrepreneurial intention (SEI) of male and female students. It extends the model by incorporating the university's environment and support system (ESS) as an additional more distal construct. The university's ESS, coupled with the experience with social, cultural and environmental issues can affect SEI by influencing the more proximal precursors of empathy towards others, perceived self-efficacy, perceived community support and social, cultural and environmental responsibility.

**Design/methodology/approach** – A structured non-disguised questionnaire was administered to students at a Canadian university. A sample of 485 usable responses was analysed by means of second-order structural equation modelling.

**Findings** – The results provide confirmation that the proposed model is a multi-group invariant and appropriate for analysing the SEI of male and female students. They also show that the university's ESS helps predict SEI indirectly through the complete mediation of the more proximal antecedents.

**Research limitations/implications** – The questionnaire is limited to universities with social innovation and entrepreneurship initiatives.

**Practical implications** – Outcomes of the study can help universities assess the efficacy of their social innovation and entrepreneurship initiatives for instilling a social entrepreneurial mind-set in students. Consequently, universities will be better equipped to raise the perceptions of venture feasibility and desirability, thus increasing students' perceptions of opportunity.

**Originality/value** – The study advances the social entrepreneurial knowledge of the university's effect on the precursors of SEI.

**Keywords** Social entrepreneurial intention, University environment and support system, Theory of planned behaviour, Social enterprise

**Paper type** Research paper

© Carlos Bazan, Hannah Gaultois, Arifusalam Shaikh, Katie Gillespie, Sean Frederick, Ali Amjad, Simon Yap, Chantel Finn, James Rayner and Nafisa Belal. Published in *New England Journal of Entrepreneurship*. Published by Emerald Publishing Limited. This article is published under the Creative Commons Attribution (CC BY 4.0) licence. Anyone may reproduce, distribute, translate and create derivative works of this article (for both commercial and non-commercial purposes), subject to full attribution to the original publication and authors. The full terms of this licence may be seen at <http://creativecommons.org/licenses/by/4.0/legalcode>



New England Journal of  
Entrepreneurship  
Vol. 23 No. 1, 2020  
pp. 3-24  
Emerald Publishing Limited  
2574-8904  
DOI 10.1108/NEJE-05-2019-0026

## Introduction

Social entrepreneurs play an important role in the economic and social developments of the communities in which they operate (Mair and Noboa, 2006). They are a special type of entrepreneur, driven by a variety of motives, including the alleviation of poverty, hunger or illiteracy; the improvement of human health; the reparation of social, legal or economic injustice; and the preservation of the environment for future generations (Vidal, 2005; Austin *et al.*, 2006). Despite their varied motivations, the one common denominator among all social entrepreneurs is the utilisation of limited resources in new and creative ways to generate social value, as opposed to the maximisation of personal and shareholder wealth (Zadek and Thake, 1997). Social entrepreneurs are also different from philanthropists, in that they do not use their excess wealth to support worthy causes by sponsoring their favourite not-for-profit organisations, but rather mobilise the scarce resources necessary to address a problem that both the free market and government failed to solve (Khanin, 2011). As the term can have different meanings for different people (Dees, 1998; Zahra *et al.*, 2009), the study defines a social entrepreneur as a person who recognises an opportunity, demonstrates creativity and assumes risk to pursue a social mission. Given the relevance of social entrepreneurs in today's society, many educational institutions are starting to encourage more students to participate in social entrepreneurial initiatives, i.e. engage in *social entrepreneurial behaviour* (Miller *et al.*, 2012; Hockerts, 2015).

Consistent with the provincial government's efforts to support social enterprises as a means to increase the social and economic viability of communities in the province, a Canadian university has been investing in developing the resources to promote social innovation in the province. For example: it created a Centre for Social Enterprise to nurture social entrepreneurs, strengthen social enterprises and drive social innovation in the province, and its Faculty of Business Administration launched a Master of Business Administration in Social Enterprise and Entrepreneurship to train the next generation of business leaders who are committed to sustainable and social business practices. Consequently, there is a need for systematic approaches to evaluate the impact of these and other initiatives at the student level. The study argues that universities can play a key role in the *social entrepreneurial intention* (SEI) of students by providing support mechanisms to help them in translating their ideas into viable business models that may further expand into successful social ventures. The outcomes of the study can help universities assess the efficacy of their social innovation and entrepreneurship initiatives for instilling a social entrepreneurial mind-set in students.

The study aims at understanding the influence of the university's *environment and support system* (ESS) in shaping the SEI of male and female students, i.e. their intent to become a *social entrepreneur*. The study fills a gap in the literature by identifying the various motivational factors related to the university's entrepreneurial ecosystem that could shape the SEI of students. That is, the situational and contextual elements that may affect the intent of students to become socially and environmentally responsible entrepreneurs. The study proposes a methodology grounded in theory that can help universities design their educational and other interventions aimed at encouraging more students to consider social entrepreneurship as a viable career choice after graduation (Smith *et al.*, 2010; Miller *et al.*, 2012). More specifically, based on the works by Hockerts (2017) and Mair and Noboa (2006), the study tries to understand the differences in the influence of the university's ESS on the precursors of the SEI of male and female students. Although males are more likely to start social enterprises than females in general, the male/female ratio of social entrepreneurship is not as pronounced as in commercial entrepreneurship and it can vary tremendously across countries (Terjesen *et al.*, 2016).

By understanding their social entrepreneurial efficacy, universities will be better equipped to raise the perceptions of venture feasibility and desirability, thus increasing students'

perceptions of opportunity. The remainder of the paper consists of five sections: [Section 1](#) – conceptual model and proposed hypotheses, [Section 2](#) – methodological design, [Section 3](#) – data analysis, [Section 4](#) – discussion and [Section 5](#) – conclusion.

### Conceptual model and proposed hypotheses

The study follows a cognitive approach ([Baron, 2004](#)) by applying a customised SEI model based on the one proposed by [Hockerts \(2017\)](#). [Hockerts \(2017\)](#) based his model on [Ajzen's \(1991\)](#) theory of planned behaviour (TPB) as proposed by [Mair and Noboa \(2006\)](#). According to the original TPB, to understand behaviour (e.g. starting a new social venture), it is essential to understand intention. In turn, to understand intention, it is necessary to understand the precursors (antecedents) of intention, i.e. *attitude towards behaviour* (ATB), *subjective social norm* (SSN) and *perceived behavioural control* (PBC). The TPB predicts that the more favourable the ATB and SSN, and the greater the PBC, the stronger the person's intention to perform the behaviour ([Kolvereid, 1996](#)). Drawing from the TPB, [Mair and Noboa \(2006\)](#) adapted the model of entrepreneurial intention proposed by [Krueger and Carsrud \(1993\)](#) and [Krueger et al. \(2000\)](#) and translated it to the context of social entrepreneurship. They proposed that, similar to a *commercial entrepreneur*, social entrepreneurs develop their intention to start a social enterprise after experiencing the perception of feasibility (PBC) and desirability (ATB) and a propensity to act ([Shapero and Sokol, 1982](#)). In their model of SEI, [Mair and Noboa \(2006\)](#) replaced the three antecedents of intention (ATB, SSN, PBC), with four equivalent precursors of intention: *empathy with marginalised people*, *feeling of moral obligation*, *ability to effect change* and *perceived availability of support*. [Hockerts \(2015\)](#) developed and validated measures of four of the constructs identified by [Mair and Noboa \(2006\)](#) as antecedents of SEI. He redefined the antecedents as *empathy* with marginalised people, a feeling of *moral obligation* to help marginalised people, a high level of *self-efficacy* concerning the ability to effect social change and perceived availability of *social support*. [Hockerts \(2015\)](#) was able to demonstrate nomological validity by showing that, as specified by [Mair and Noboa \(2006\)](#), empathy and moral obligation are positively associated with perceived desirability and self-efficacy, and social support with perceived feasibility of starting a social venture. More recently, [Hockerts \(2017\)](#) refined his previous work and included *prior experience with social problems* as an additional variable. [Hockerts' \(2017\)](#) model has been the subject of reliability and validity analyses and applicability and tested in educational and other settings by its original author.

There is growing evidence in the literature that contextual and situational factors, e.g. the university's ESS, affect entrepreneurial intention by influencing the precursors of intention such as ATB and PBC (e.g. [Krueger and Carsrud, 1993](#); [Boyd and Vozikis, 1994](#)). Situational variables typically have an indirect influence on intention by influencing key attitudes and general motivation to behave ([Krueger et al., 2000](#)). [Trivedi \(2016\)](#) has identified three motivational factors of the university's ESS that might influence the precursors of entrepreneurial intention. He suggested that *targeted cognitive* and *non-cognitive supports*, and, to a lesser extent, the *general educational support*, seem to have a positive correlation with the precursors of entrepreneurial intention. In addition to entrepreneurship education, many aspiring entrepreneurial universities provide additional support mechanisms such as intellectual property protection, technology transfer, business start-up coaching and business incubation services that are necessary for entrepreneurial activity (e.g. [Tijssen, 2006](#); [Audretsch, 2014](#)). [Bazan et al. \(2019\)](#) have successfully applied a variant of [Trivedi's \(2016\)](#) entrepreneurial intention model to understand the influence of the university's ESS on the precursors of the entrepreneurial intention of students. Following a similar rationale, the study posits that contextual and situational factors such as the university's ESS will also affect the SEI of male and female students. Thus, the study proposes the model of SEI

depicted in Figure 1. This model specifies and describes the governing rules and measurement properties of the observed variables.

In Figure 1, *empathy towards others* (ETO) is a proxy for ATB of the TPB. In the TPB, ATB refers to the degree to which the person has a favourable (or unfavourable) assessment of the behaviour (desirability). Empathy has been extensively studied in the context of helping behaviour (Oswald, 1996; Borman et al., 2001). Empathy is an essential trait of social entrepreneurs (Dees, 2012) and, similar to ATB, it has been regarded as an important antecedent of SEI (Mair and Noboa, 2006; Dees, 2012). ETO as a precursor of SEI is based on the premise that desirability will develop after a person is able to imagine the feelings or mental state of another person in need of compassion (Mehrabian and Epstein, 1972; Preston et al., 2007). It is also based on the premise that individuals with high levels of empathy are more likely to develop intentions to become social entrepreneurs as a way to assist others in need (Bacq and Alt, 2018). In the work of Hockerts (2017), ETO includes both *cognitive empathy* (conscious drive to recognise and understand another person’s emotional state) and *emotional empathy* (subjective state resulting from emotional contagion) or the ability to recognise and react to another person’s emotional state. Thus, the study formulates the following hypothesis:

H1. ETO positively influences SEI.

*Perceived self-efficacy* (PSE) and *perceived community support* (PCS) are proxies for PBC of the TPB, i.e. *internal* and *external loci of control*. PBC refers to the overall perceived level of ease (or difficulty) of performing the behaviour (feasibility). Ajzen (2002) argued that there is clear and consistent evidence for distinguishing between internal PBC (PSE) and external PBC (PCS). He also argued that there is sufficient commonality between self-efficacy (PSE) and controllability (PCS) to suggest a two-level hierarchical model for PBC. Thus, in Ajzen’s (1991) TPB, PBC is the overarching, superordinate construct that is comprised of two lower-level components: PSE and PCS. Drawing from Ajzen’s (2002) rationale, Mair and Noboa (2006) and Hockerts (2017) used PSE and PCS as proxies for PBC of the TPB. Self-efficacy is widely considered to be a key antecedent of entrepreneurial intention (Boyd and Vozikis, 1994; Bullough et al., 2014). Self-efficacy allows a person to perceive the creation of a (social) venture as a viable behaviour (Piperopoulos and Dimov, 2015; Ip et al., 2018). Community support refers to the relationship that social entrepreneurs build with like-minded stakeholders in

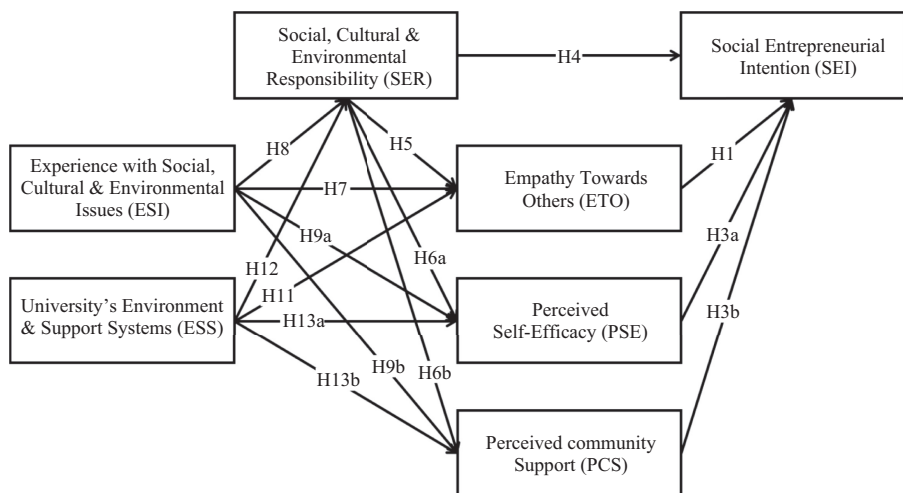


Figure 1. Conceptual model of SEI

pursuit of the mission, e.g. social capital (Estrin *et al.*, 2013; Chan, 2016). Strong PSE and PCS regarding starting a new social business will generally lead to a strong intention to perform the behaviour. Thus, the study formulates the following hypotheses:

*H2.* PBC is composed of two basic elements: PSE and PCS.

*H3a and H3b.* PBC positively influences SEI.

*Social, cultural and environmental responsibility* (SER) is a proxy for SSN of the TPB. SSN refers to the perceived social pressure to perform (or not to perform) the behaviour (compliance). The results in the literature have shown that SSN exerts a strong influence on both ATP and PBC (Autio *et al.*, 2001; Souitaris *et al.*, 2007). Personal moral values and standards have been identified as essential attributes of social entrepreneurs (Bornstein, 2005; Yiu *et al.*, 2014). Perceived moral beliefs have been found to be important factors of a person's behaviour (Kaiser, 2006; Rivis *et al.*, 2009). Therefore, social entrepreneurs often behave based on their sense of moral values. Mair and Noboa (2006) call this construct *moral judgement* and interpret this sentiment through the lens of ethical principles that appeal to justice, human equality and respect for the dignity of the individual (Kohlberg, 1971). On the other hand, Hockerts (2017) calls his construct *moral obligation* and argues that moral obligation can better measure the extent to which moral judgement will lead to moral intent. That is, moral judgement is a precursor of moral obligation, which in turn is a precursor of moral intent (Haines *et al.*, 2008). Today, millennials make up the vast majority of the university student population and are the most concerned generation when it comes to environmental sustainability and social issues. Therefore, the study agrees with Hockerts' (2017) rationale and extends the concept to encompass all sentiments of responsibility and stewardship towards social, cultural and environmental issues. Thus, the study formulates the following hypotheses:

*H4.* SER positively influences SEI.

*H5.* SER positively influences ETO.

*H6a and H6b.* SER positively influences PBC.

*Experience with social issues* was identified by Hockerts (2017) as a predictor of SEI. He argued that past experience such as family exposure (Carr and Sequeira, 2007; Chlosta *et al.*, 2012) and work experience (Kautonen *et al.*, 2010) have been already identified as one of the predictors of entrepreneurial intention. By the same token, prior experience such as participation in recycle programmes or community service and knowledge of social issues have been recognised as predictors of prosocial behaviour – which is always preceded by prosocial intention (Vining and Ebreo, 1989; Ernst, 2011). The study adopted the more general construct *experience with social, cultural, and environmental issues* (ESI) as an indirect (distal) antecedent of SEI by affecting the more direct (proximal) precursors ETO, PSE, PCS and SER, which together act as mediators between ESI and SEI. Thus, the study formulates the following hypotheses:

*H7.* ESI positively influences ETO.

*H8.* ESI positively influences SER.

*H9a and H9b.* ESI positively influences PBC.

*H9c.* ESI positively influences SEI through the mediated effect of ETO, SER and PBC.

The study focuses on the influence of the university's ESS on ETO, PSE, PCS and SER, and ultimately on SEI. The university's ESS corresponds to contextual conditions – exogenous influences or more distal factors – that could affect, similar to ESI, the SEI of students

indirectly via their influences on more proximal, motivational factors (Fishbein and Ajzen, 2010). There is growing evidence that the university context has some influence on the entrepreneurial intention of students (e.g. Bae *et al.*, 2014; Shirokova *et al.*, 2016). The traditional way in which universities may affect the SEI of students is through the offering of social entrepreneurship education programmes. The impact of social entrepreneurship education programmes on the precursors of SEI of students has been the subject of several studies in the past (e.g. Kwong *et al.*, 2012; Smith and Woodworth, 2012). The investigation of other aspects of the university's ESS is less common in the literature to date. It is clear that the elements of the university's ESS are efficient ways of developing social entrepreneurial competencies of students and motivating them to consider a social entrepreneurial career (e.g. Henderson and Robertson, 1999; Kraaijenbrink *et al.*, 2010). Furthermore, similar to Trivedi's (2016) argument, the study posits that the university's ESS is composed of three basic elements: *entrepreneurial training* (ET), *start-up support* (SS) and *entrepreneurial milieu* (EM). Thus, the study formulates the following hypotheses:

*H10.* The university's ESS is composed of three basic elements: ET, SS and EM.

*H11.* The university's ESS positively influences ETO.

*H12.* The university's ESS positively influences SER.

*H13a and H13b.* The university's ESS positively influences PBC.

*H13c.* The university's ESS positively influences SEI through the mediated effect of ETO, SER and PBC.

Many researchers have studied gender differences in (commercial) entrepreneurial intention by analysing the influence of several intrinsic and extrinsic factors on the antecedents of entrepreneurial intention (Dabic *et al.*, 2012; Bagheri and Lope Pihie, 2014; Arshad *et al.*, 2016; Arora and Jain, 2019). The vast majority of these studies have determined that there exists a difference between the entrepreneurial intentions of males and females. Based on previous results in the literature, the study anticipates that the SEIs of male and female students will also differ. Thus, the study formulates the following hypothesis:

*H14.* There will be noticeable difference between the SEIs of male and female students.

Table I summarises the hypothesised connections among the constructs of the model. The arrows represent a direct, positive influence of one variable on another variable. To test the formulated hypotheses, the study uses second-order structural equation modelling (SEM).

### Methodological design

To collect the data, the study designed a structured non-disguised questionnaire shown in the Appendix. The questionnaire uses validated scale items used in previous studies to measure the constructs, i.e. ETO, PSE, PCS, SER, ESI, SEI (Hockerts, 2015, 2017) and ESS (Trivedi, 2016, 2017; Bazan *et al.*, 2019). A panel of experts in social enterprise and entrepreneurship reviewed the scale items in the questionnaire and adapted them to the local context. Before administering the survey, the *Interdisciplinary Committee on Ethics in Human Research* reviewed the study proposal and found that it complied with the university's ethics policy. Prior to administering the survey to the target population, the questionnaire was administered to a random sample of 20 students to check for precision of vocabulary, ease of completion and possible ambiguity (Trivedi, 2016; Zollo *et al.*, 2017). The convenience sampling method was used to collect the data from undergraduate and graduate students (there were 17,403 students enrolled in the university for the 2018–2019 academic year). The sample size was based on requirements for analysing the predictive model using SEM. As



Hypothesis	Influence	Effect of university on SEI of students
H1: ETO positively influences SEI	ETO → SEI	<b>9</b> <hr style="width: 100%;"/> <b>Table I.</b> Hypotheses of the study
H2: PBC is composed of PSE and PCS		
H3 (H3a and H3b): PSE and PCS positively influence SEI	PBC → SEI	
H4: SER positively influences SEI	SER → SEI	
H5: SER positively influences ETO	SER → ETO	
H6 (H6a and H6b): SER positively influences PBC	SER → PBC	
H7: ESI positively influences ETO	ESI → ETO	
H8: ESI positively influences SER	ESI → SER	
H9 (H9a and H9b): ESI positively influences PBC	ESI → PBC	
H9c: ETO, PBS and SER mediate the influence of ESI on SEI		
H10: ESS is composed of ET, SS and EM		
H11: ESS positively influences ETO	ESS → ETO	
H12: ESS positively influences SER	ESS → SER	
H13 (H13a and H13b): ESS positively influences PBC	ESS → PBC	
H13c: ETO, PBS and SER mediate the influence of ESS on SEI		
H14: SEI will be different for male and female students		

higher level of power for the study may be gained by increasing the number of responses, the study chose to use the recommendations by [Krejcie and Morgan \(1970\)](#) and set the target for the sample population to 380 students. To administer the survey, a cover letter was attached to every questionnaire explaining the purpose of the study, the confidentiality agreement and instructions for completing the questionnaire. The items in the questionnaire were measured using a Likert scale from “1” (total disagreement) to “7” (total agreement). Incentives were provided for students who completed the survey. The software package SPSS 25 and AMOS 25 was used to analyse the data.

### Data analysis

The data for the study were collected during the months of March and April of 2019. The survey collected 587 responses with an average completion rate of 90.3 per cent. The study first performed a thorough screening of the data to detect the following. Missing data: 64 rows were deleted for missing more than 5 percent of entries. Unengaged respondents: 13 rows were deleted based on pattern of responses and time to completion. Data imputation: given that the Little’s Missing Completely at Random (MCAR) test failed to reject the null hypothesis that the values were missing completely at random, 17 rows were imputed using the expectation maximisation (EM) algorithm for each category of measurement variables, separately. Data normality: a few variables showed skewness and kurtosis slightly larger than the prescribed threshold of  $\pm 2$ . This was somewhat expected, given the wording of some of the scale items, e.g. “Everybody needs to protect the environment for future generations”. Thus, the study used bootstrapping with 1,000 samples and 95 per cent bias-corrected confidence level to calculate standard errors ([Bollen and Stine, 2006](#); [Preacher and Hayes, 2008](#)) and compared them to the standard errors obtained through the maximum likelihood (ML) approach. Influential outliers: based on the Mahalanobis with a chi-square distribution, 25 rows were deleted from the dataset ([Aguinis et al., 2013](#)). [Table II](#) shows the demographics of the final dataset. The dataset is composed of 485 rows corresponding to 243 males, 228 females and 14 who declined to state their gender.

### Second-order model

The study used second-order confirmatory factor analysis (CFA) to test for [H2](#) and [H10](#). The second-order models in [Figure 2](#) represent the assumptions that the common underlying

NEJE 23,1	Gender	Male	Female	N/A
<b>10</b>	Study	50%	47%	3%
	University as a whole	43%	57%	
	Programme of study	Undergraduate	Graduate	N/A
	Level of study	67%	31%	2%
	University as a whole	78%	22%	
	Residence	Canada	Overseas	N/A
	Permanent residence	60%	39%	1%
	University as a whole	85%	15%	
	Number of programmes in the sample	69		
	Number of programmes in the university	121		
<b>Table II.</b> Demographics of the sample	Average years in their programme	2.50 years		
	Average age of sample	24 years		

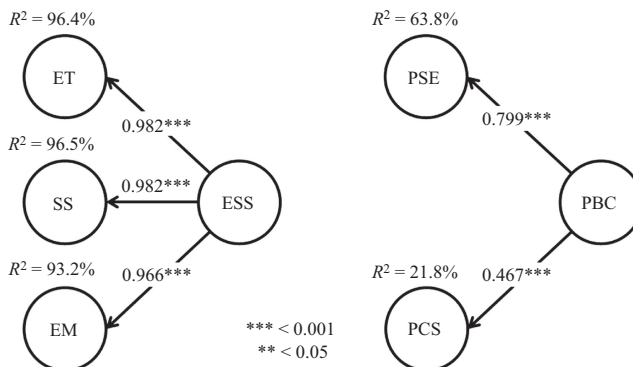
higher-order constructs ESS and PBC can account for their seemingly distinct but related constructs. Second-order CFA was used to discern whether the university’s ESS has three different dimensions (sub-constructs) and whether PBC has two different dimensions. The overall fit of the CFA model is very good by the following fit parameters (FP) and their thresholds: chi-square,  $p$ -value < 0.05; RMSEA (root mean square error of approximation) (LO 90, HI 90) < 0.05 good, 0.05–0.10 moderate, >0.10 bad; GFI (goodness of fit index) > 0.95 great, >0.90 good; AGFI (adjusted goodness of fit index) > 0.90 great, >0.80 good; CFI (comparative fit index) > 0.95 great, >0.90 traditional, 0.80 permissible; TLI (Tucker–Lewis index) > 0.90; IFI (incremental fit index) > 0.90; chi-square/df < 3 good, <5 permissible and PNFI (parsimonious normed fit index) > 0.50.

Table III shows the model fit summary for both second-order models. The unstandardised regression weights are all significant by the critical ratio test ( $> \pm 1.96$ ,  $p < 0.001$ ) and the standardised regression weights are high. These results confirm that the ESS and PBC constructs load well on their three and two sub-constructs, respectively, and that the contribution of ESS and PBC on their three and two dimensions, respectively, are good. Thus, the results support H10, i.e. ESS consists of three sub-constructs (ET, SS and EM), and H2, i.e. PBC consists of two sub-constructs (PSE and PCS).

*Mediating variables*

The study used mediation modelling to test for H9c and H13c. The study assumes that ESI and the university’s ESS do not influence SEI directly but rather indirectly through the more proximal antecedents ETO, SER and PBC. To assess whether ETO, SER and PBC mediate

**Figure 2.** Left: ESS is a second-order construct, while ET, SS and EM are first-order constructs. Right: PBC is second-order construct, while PSE and PCS are first-order constructs



Measure	ESS	PBC
<i>Absolute fit</i>		
Chi-square, <i>p</i> -value	60.614, < 0.05	23.806, < 0.05
RMSEA (LO 90, HI 90)	0.054 (0.037, 0.072)	0.064 (0.035, 0.094)
GFI	0.972	0.984
<i>Incremental fit</i>		
AGFI	0.950	0.959
CFI	0.986	0.964
TLI	0.979	0.933
IFI	0.986	0.965
<i>Parsimonious fit</i>		
Chi-square/df	2.425	2.976
PNFI	0.678	0.505

Effect of university on SEI of students

11

**Table III.** Model fit summary for the second-order models

the effect of ESI and ESS on SEI, the study first assessed whether ESI, ESS and the mediators have (individually) a direct and significant effect on SEI. The reason for testing direct effects separately is twofold (Judd and Kenny, 2015). First, for mediation to occur, all direct effects that constitute an indirect effect have to be substantial. Second, mediation can be inconsistent, i.e. there could be suppression of effects (MacKinnon et al., 2000; Maassen and Bakker, 2001). Furthermore, the knowledge of the relative importance of a specific mediator can further refine the understanding of the pathways through which an initial variable exerts an effect on an outcome (Ledermann and Macho, 2015). The individual models for the isolated effect of ESI, ESS, ETO, SER and PBC (individually) on SEI fit the data very well by the FP. Table IVa shows that the standardised regression weight between each antecedent and SEI is significant at the  $p < 0.001$  level.

Afterwards, the mediators were introduced to assess whether their influence has a significant effect on SEI and whether it reduces the effect of ESI and ESS on SEI. If the lone effect of ESI and ESS on SEI reduces but is still significant, the mediator exerts *partial mediation*. However, if the direct effect reduces and is no longer significant, the mediator exercises *complete mediation*. The mediation models for the direct effect of ESS and ESI on SEI coupled with the indirect effect through the mediators fit the data very well by the FP. When the mediators ETO and SER were introduced, these mediators reduced the effect of ESS and ESI on SEI but remained significant at the  $p < 0.001$  level. Thus, ETO and SER (individually) exert only partial mediation of ESS and ESI on SEI. However, when the mediator PBC was

a. Isolated effects on SEI by individual factors						
Lone effect	ESI	ESS	ETO	SER	PBC	
SEI ←	0.474***	0.359***	0.394***	0.274***	0.587***	

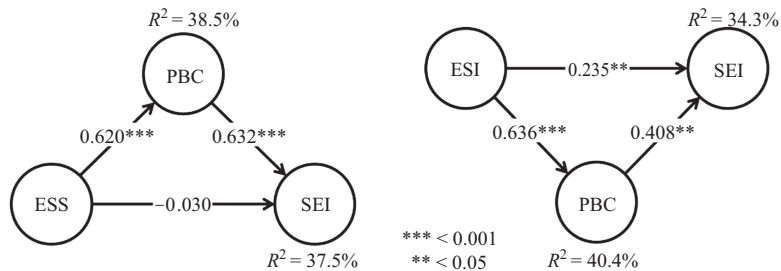
b. Standardised indirect effects involving ESS and ESI						
Path	Effect	Lower	Upper	SE	P	
ESS → ETO → SEI	0.101	0.052	0.175	0.029	0.001	
ESS → SER → SEI	0.045	0.019	0.089	0.017	0.001	
ESS → PBC → SEI	0.392	0.202	1.240	0.210	0.000	
ESI → ETO → SEI	0.065	-0.159	0.181	0.090	0.419	
ESI → SER → SEI	0.042	0.016	0.082	0.018	0.007	
ESI → PBC → SEI	0.259	0.131	0.662	0.134	0.001	

**Table IV.** Results of the mediation modelling tests

introduced, the mediator reduced the effect of ESS and ESI on SEI, and they were no longer significant at the  $p < 0.001$  level. Thus, PBC exerts complete mediation of ESS and ESI on SEI supporting H9c and H13c. Figure 3 depicts the effects of the mediator PBC once it is included in the model. Table IVb shows the indirect effect of ESS and ESI on SEI that flows through the mediators. The indirect effects of ESS and ESI on SEI are statistically significant at the  $p < 0.05$  level, except for the one that flows through ESI → ETO → SEI.

*Measurement model*

The original model in the study assumes that relations exist between the SEI of students and each of the proximal precursors of intention and between these and ESI and the university's



**Figure 3.** SRW after introducing the mediator PBC in the ESS-SEI and ESI-SEI models

a. Fitness of the different models by the RMSEA measure

Model	RMSEA	LO 90	HI 90	PCLOSE
0) Unconstrained	0.037	0.033	0.041	1.000
1) Measurement weights	0.037	0.033	0.041	1.000
2) Structural weights	0.037	0.033	0.041	1.000
3) Structural covariances	0.038	0.034	0.041	1.000
4) Structural residuals	0.037	0.033	0.041	1.000
5) Measurement residuals	0.040	0.036	0.043	1.000
Independence model	0.126	0.123	0.129	0.000

b. Incremental fit measures. Assuming Model 0 (unconstrained) to be correct

Model	DF	CMIN	P	NFI	IFI	RFI	TLI
1) Measurement weights	18	21.207	0.269	0.004	0.004	-0.002	-0.002
2) Structural weights	20	21.506	0.368	0.004	0.004	-0.002	-0.002
3) Structural covariances	41	71.719	0.002	0.012	0.013	0.001	0.001
4) Structural residuals	46	75.200	0.004	0.013	0.014	0.000	0.000
5) Measurement residuals	73	178.492	0.000	0.03	0.033	0.01	0.011

c. AIC for the six models

Model	AIC	BCC
0) Unconstrained	1,300.821	1,340.468
1) Measurement weights	1,286.028	1,320.788
2) Structural weights	1,282.327	1,316.543
3) Structural covariances	1,290.540	1,319.054
4) Structural residuals	1,284.021	1,311.177
5) Measurement residuals	1,333.313	1,353.137
Saturated model	1,512.000	1,717.296
Independence model	6,051.956	6,066.620

**Table V.** Results of the group invariance tests

ESS. In addition, the model suggests that relations exist between SER and ETO, SER and PBC. The study expressed these relations in the model in terms of the hypotheses in Table I. The discussion on mediation above suggests that indirect relations also exist between ESS and SEI and between ESI and SEI. Before testing these hypotheses with second-order SEM, the study defined a measurement model to verify that the 27 measurement variables reflect the seven unobserved constructs reliably. The study used second-order CFA using ML fitting functions (and bootstrapping) to determine the overall fit of the measurement model. The parameter summary and notes for the model show that the input covariance matrix generated from the 27 measurement variables in the model contains 378 distinct sample moments and 73 distinct parameters to estimate resulting in a model with 305 degrees of freedom (378 – 73).

Validity and reliability were tested by using the results obtained in the second-order CFA analysis and compared to the consensus values (Byrne, 2001; Hair *et al.*, 2010). For convergence validity, the study compared the average variance extracted (AVE) for each factor with the recommended threshold >0.50. All of the AVE values were higher than the threshold, except for a few that were a fraction lower. For construct validity, the study compared the fitness indices for the model to their acceptable thresholds:  $\chi^2 = 696.513$  with 305 degrees of freedom, CMIN/DF = 2.295,  $p < 0.05$ , CFI = 0.928, GFI = 0.900, AGFI = 0.877, TLI = 0.917, IFI = 0.928, PNFI = 0.764 and RMSEA (LO, HI) = 0.051 (0.046, 0.057). Thus, the overall fit of the measurement model was good. For discriminant validity, the study compared the correlations between exogenous constructs with the recommended threshold <0.85. All of the correlations between exogenous constructs were lower than the threshold. In addition, the study checked that the square root of the AVE values was greater than the inter-construct correlations, and that the AVE values were higher than the maximum shared variance (MSV) and the average shared variance (ASV). For internal reliability, the Cronbach alpha for each factor was compared with the recommended threshold >0.70. All of the Cronbach alpha values were higher than the threshold, except for a few that were a fraction lower. For composite reliability, the study compared the composite reliability (CR) for each factor with the recommended threshold >0.60. All of the CR values were higher than the threshold, except for one that was a fraction lower. In summary, given the discussion above and the fact that the unstandardised regression weights were all significant by the critical ratio test ( $> \pm 1.96$ ,  $p < 0.001$ ), the model seems to fit the data well.

#### *Group invariance*

One of the questions that the study wants to examine is whether the pattern of structural relations hypothesised in the path model follows the same dynamics for male and female students. In investigating gender differences in the path model, it is necessary to first test whether the factor structure represented by the posited measurement model is the same for both groups (Ho, 2014), i.e. through common factor analysis. Cross-group validity of the measurement model was checked by performing a series of tests where the demands for the equivalence of the measuring model were increased gradually to check for invariance. The study followed the recommendations by Blunch (2013) and used RMSEA as the main fit measure. It was already mentioned above that the unconstrained model fits the data well based on the RMSEA indicator. Table Va shows that RMSEA is also small across all the increasingly more constrained models.

To verify the fit of the various models, the study also looked at the incremental fit measures given in Table Vb, constructed from several tables of marginal chi-square test for hierarchical models. The chi-square-difference test shows that Models 1 and 2 are not significant at any level, while models 3, 4 and 5 are significant at the  $p < 0.05$  level. Furthermore, by adding increasing restrictions, the differences for indicators NFI, IFI, RFI and TLI changed very little for Models 1 and 2. From an information theoretic standpoint, the Akaike information criterion (AIC) in Table Vc shows that Model 2 would be the best model

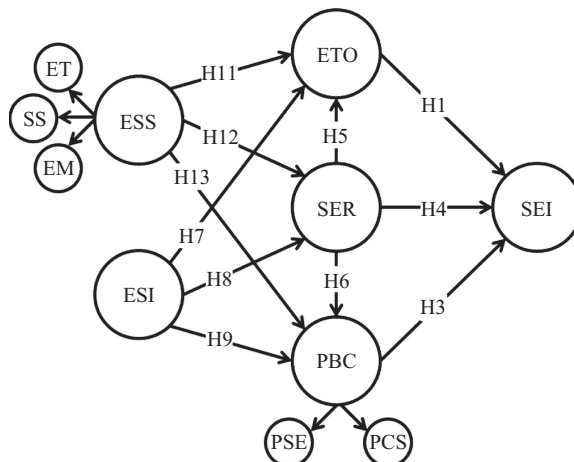
(Akaike, 1998; deLeeuw, 2011) among the non-significant models. In evaluating the hypothesised models, the AIC measure takes into account both model parsimony and model fit. Simple models that fit well receive lower scores, whereas poorly fitting models get higher scores (Ho, 2014). The discussion above provides confirmation that the measuring model shows invariance up to Model 2 (structural weights). Thus, the model is appropriate for use in the multi-group analysis.

*Structural model*

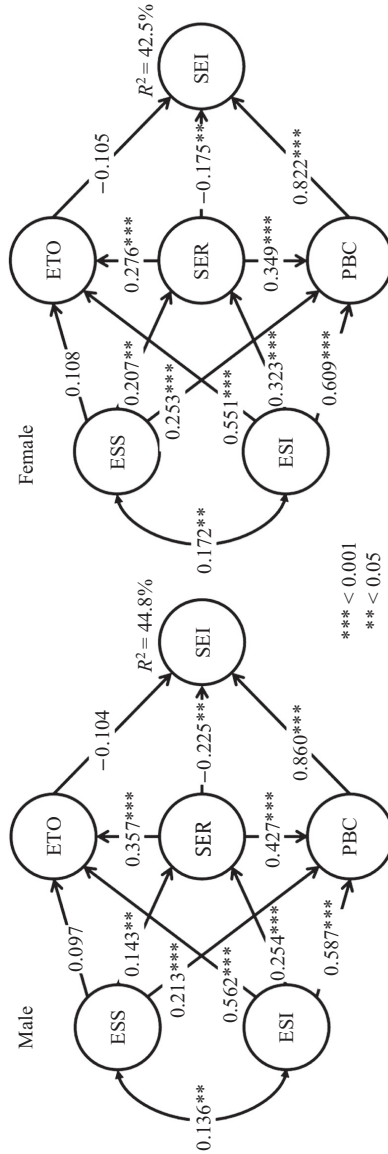
The study used second-order SEM to test for H1 through H13. The group invariance test of the measurement model above confirmed that the structural model could be used to evaluate and compare the two groups of students. For this, the study used the factor structure assessed in the measurement model, i.e. four factors with three measurement indicators each, one factor with two sub-factors with three measurement indicators each, one factor with three sub-factors with three measurement indicators each and multi-group analysis applied simultaneously to the male and female samples as depicted in Figure 4. To test the assumption that the path model holds for both male and female students, the study followed the recommendations by Ho (2014) and required that the pattern of relationships (i.e. the path coefficients) be the same for both groups. However, it did not require the unique variances and covariances for male and female students to be group-invariant. The rationale behind this assumption of group-invariant path coefficients is that, although it is probably reasonable to assume that the observed and unobserved variables have different variances, covariances and regression weights among male and female students, the process by which the two groups arrived at their decision about SEI may be similar. If the path coefficients are the same for male and female students, then the same path coefficients can be used for both groups, which simplifies the prediction of the endogenous variables from the model's exogenous variables (Ho, 2014) (see Figure 5).

The two covariance matrices generated from the two datasets contain 756 sample moments. For the unconstrained model, there were 140 distinct parameters to estimate and 616 degrees of freedom (756 – 140). For the constrained model, there were 127 distinct parameters to estimate and 629 degrees of freedom (756 – 127). Table VI presents a model fit summary for the unconstrained and constrained path models. Both models fit the data quite well.

Table VIIa shows the nested model comparison statistics for the two models assuming that the unconstrained model is correct. The comparison indicates that the chi-square difference value for the two models is 13.876 (1045.786 – 1038.203), which with 19 degrees of



**Figure 4.**  
Second-order path  
model with 11  
hypotheses to test



**Figure 5.** Structural path models for male and female students with standardised path coefficients

freedom (629 – 616), is not significant at the  $p < 0.05$  level. Therefore, the two models do not differ significantly in their goodness of fit. Table VIIIb presents the AIC measures for the two competing models. Based on the model comparisons findings, and assuming that the constrained model is correct, the constrained model's estimates are preferable over the unconstrained model's estimates (Ho, 2014).

Table VIII presents the unstandardised regression weights (RW) and standardised RW (SRW) for male and female students for the constrained model. Of the 11 coefficients associated with the paths linking each gender-based model's exogenous and endogenous variables, nine are significant by the critical ratio test ( $> \pm 0.96, p < 0.05$ ), while two are not significant. Table VIII depicts the path coefficients for male and female students along with the covariances and their significances. The relations hypothesised by H3, H4, H5, H6, H7, H8, H9, H12 and H13 are significant at the  $p < 0.05$  or  $p < 0.001$  levels. The relations hypothesised by H1 and H11 are not significant.

Finally, to test for H14, the study estimated the factor means using a common factor analysis model of the data from both populations. As it is not possible to estimate the means of every factor for both populations, the study followed the approach by Sörbom (1974) to estimate the differences in factor means across populations. The method also provided a test of significance for differences in the factor means. To test the null hypothesis that the factor means are the same for male and female students, the RW and intercepts were set as equal and the factor means for male students were fixed to zero. The common factor analysis model fits the data well by the FP and the unstandardised RW are all significant by the critical ratio

**Table VI.**  
Model fit summary for  
unconstrained and  
constrained models

Measure	Unconstrained	Constrained
<i>Absolute fit</i>		
Chi-square, $p$ -value	1,038.203, < 0.05	1,045.786, < 0.05
RMSEA (LO 90, HI 90)	0.038 (0.034, 0.042)	0.038 (0.034, 0.042)
GFI	0.860	0.858
<i>Incremental fit</i>		
AGFI	0.828	0.829
CFI	0.919	0.920
TLI	0.908	0.911
IFI	0.921	0.922
<i>Parsimonious fit</i>		
Chi-square/df	1.685	1.663
PNFI	0.724	0.738

**Table VII.**  
Results of the nested  
model comparison

a. Nested model comparisons. Assuming the unconstrained model to be correct							
Model	DF	CMIN	$P$	NFI	IFI	RFI	TLI
Constrained	13	7.583	0.870	0.001	0.001	-0.003	-0.003
b. Akaike information criterion for the two competing models							
Model	AIC		BCC		BIC	CAIC	
Unconstrained	1,318.203		1,356.221		-	-	
Constrained	1,299.786		1,334.273		-	-	
Saturated model	1,512.000		1,717.296		-	-	
Independence model	6,051.956		6,066.620		-	-	



Path	RW	SE	CR	<i>P</i>	SRW male	SRW female	Label
SER ← ESS	0.202	0.065	3.137	0.002	0.143	0.207	H12
SER ← ESI	0.482	0.122	3.943	***	0.254	0.323	H8
ETO ← ESS	0.046	0.026	1.741	0.082	0.097	0.108	H11
PBC ← ESS	0.051	0.014	3.69	***	0.213	0.253	H13
ETO ← ESI	0.356	0.069	5.147	***	0.562	0.551	H7
PBC ← ESI	0.187	0.037	5.114	***	0.587	0.609	H9
ETO ← SER	0.119	0.029	4.156	***	0.357	0.276	H5
PBC ← SER	0.072	0.017	4.211	***	0.427	0.349	H6
SEI ← ETO	-0.412	0.44	-0.936	0.349	-0.104	-0.105	H1
SEI ← SER	-0.297	0.148	-2.003	0.045	-0.225	-0.175	H4
SEI ← PBC	6.736	1.409	4.781	***	0.860	0.822	H3

Table VIII. RW and SRW

test ( $> \pm 1.96, p < 0.001$ ). As the factor means for male students was fixed to zero, Table IX shows the factor means for the difference between both populations. The university's ESS seems to affect female students more than male students by a value of 0.181\*\*, although the difference does not seem very large judging by their standard deviations (male, 0.779\*\*\* and female, 0.913\*\*\*). The SEI of female students seems to be larger than that of the male students, 0.269, which is approaching significance ( $p = 0.057$ ). Again, the difference does not seem very large judging by their standard deviations (male, 1.547\*\*\* and female, 1.398\*\*\*). These results provide support for H14.

Discussion

The study tested the applicability of a variant of the model proposed by Hockerts (2017) for assessing the SEI of male and female students. The data analysis supports the hypothesised connections among the constructs of the model listed in Table I, with the exception of H1 and H11. Table X presents the squared multiple correlations showing the amount of variance in the endogenous variables accounted for by the exogenous variables. For male students, the university's ESS and the student's ESI account for 10.7 per cent of the variance of SER, while the university's ESS, the student's ESI and SER account for 61.9 and 83.4 per cent of the variances of ETO and PBC, respectively. For female students, the joint influence of the university's ESS and the student's ESI account for 18.9 per cent of the variance of SER, while the university's ESS and the student's ESI and SER account for 56.5 and 87.1 per cent of the variances of ETO and PBC, respectively. Together, PBC, SER, ETO, ESI and ESS account for

Factor	Estimate	SE	CR	<i>P</i>
ESS	0.181	0.082	2.191	0.028
PBC	0.026	0.025	1.016	0.309
SEI	0.269	0.141	1.906	0.057
ETO	-0.114	0.045	-2.524	0.012
SER	-0.301	0.103	-2.920	0.004
ESI	-0.121	0.071	-1.717	0.086

Table IX. Differences in factor means for female students

Group	SER	PBC	ETO	SEI
Male students	0.107	0.834	0.619	0.448
Female students	0.189	0.871	0.565	0.425

Table X. Squared multiple correlations

**Table XI.**  
Standardised indirect  
effects involving ESS  
and ESI (male, female)

Path	Effect	Lower	Upper	SE	<i>P</i>
ESS → SER → PBC	0.061, 0.072	0.017, 0.019	0.142, 0.163	0.029, 0.035	0.007, 0.008
ESS → SER → ETO	0.051, 0.057	0.013, 0.012	0.121, 0.142	0.026, 0.030	0.007, 0.008
ESS → SER + PBC → PSE	0.203, 0.228	0.105, 0.123	0.320, 0.349	0.054, 0.058	0.001, 0.001
ESS → SER + PBC → PCS	0.126, 0.137	0.058, 0.060	0.224, 0.275	0.045, 0.052	0.001, 0.001
ESS → SER + PBC + ETO → SEI	0.188, 0.213	0.082, 0.094	0.301, 0.326	0.054, 0.059	0.002, 0.002
ESI → SER → PBC	0.108, 0.113	0.056, 0.056	0.206, 0.206	0.034, 0.037	0.000, 0.001
ESI → SER → ETO	0.091, 0.089	0.044, 0.044	0.174, 0.172	0.031, 0.029	0.001, 0.000
ESI → SER + PBC → PSE	0.514, 0.505	0.361, 0.334	0.687, 0.668	0.085, 0.086	0.002, 0.002
ESI → SER + PBC → PCS	0.318, 0.304	0.215, 0.199	0.446, 0.456	0.060, 0.062	0.001, 0.002
ESI → SER + PBC + ETO → SEI	0.473, 0.469	0.277, 0.355	0.621, 0.580	0.085, 0.059	0.003, 0.001

44.8 and 42.5 per cent of the variances of the SEI of males and female students, respectively. (Note: these results do not imply causation.)

Of the three paths influencing the SEI of students, only two are statistically significant, i.e. SER (male:  $\beta = -0.225^{***}$ , female:  $\beta = -0.175^{**}$ ) and PBC (male:  $\beta = 0.860^{***}$ , female:  $\beta = 0.822^{***}$ ), where PBC seems the most influential. The university's ESS seems to have a significant positive effect on the precursors SER (male:  $\beta = 0.143^{**}$ , female:  $\beta = 0.207^{**}$ ) and PBC (male:  $\beta = 0.213^{***}$ , female:  $\beta = 0.253^{***}$ ), where the influence on PBC seems to be the strongest. This could mean that students perceive that the university is contributing to their PSE by providing them with the knowledge necessary to start a social enterprise and that the university is part of their community support, PCS. Furthermore, the indirect effect of ESS on SEI that flows through the ETO, SER and PBC is positive and significant for male (0.188<sup>\*\*</sup>) and female (0.213<sup>\*\*</sup>) students. The ESI of students seems to have a significant and important positive effect on the precursors ETO (male:  $\beta = 0.562^{***}$ , female:  $\beta = 0.511^{***}$ ), SER (male:  $\beta = 0.254^{***}$ , female:  $\beta = 0.323^{***}$ ) and PBC (male:  $\beta = 0.587^{***}$ , female:  $\beta = 0.609^{***}$ ). This strong influence of the students' ESI on the precursor of SEI translate into a positive and significant indirect effect on SEI of male (0.473<sup>\*\*</sup>) and female (0.469<sup>\*\*</sup>) students. Two out of three immediate precursors of SEI are significant, SER (male:  $\beta = -0.225^{**}$ , female:  $\beta = -0.175^{***}$ ) and PBC (male:  $\beta = 0.860^{***}$ , female:  $\beta = 0.822^{***}$ ), where PBC seems the most influential. Table XI shows the standardised indirect effects of ESS and ESI that flow through the different paths in the model. All of the indirect effects from ESS and ESI are positive and significant at the  $p < 0.05$  level, which highlights the importance of these distal antecedents.

### Conclusion

The study developed a systematic methodology based on second-order SEM to test the applicability of a variant of the model proposed by Hockerts (2017) for assessing the differences in SEI of male and female students. It extended the model by incorporating the university's ESS as an additional more distal construct, which together with ESI affect SEI by influencing the more proximal factors of ETO, SER, PSE and PCS. The results of the study provided confirmation that the proposed model is multi-group invariant and appropriate for analysing the SEI of male and female students. They also show that the university's ESS helps predict SEI indirectly through the complete mediation of the more proximal antecedents. Furthermore, the study was able to show that the university's ESS can be modelled as a higher-order construct that can account for the seemingly distinct, but related sub-constructs: ET, SS and EM.

The study advances the social entrepreneurial knowledge of the university's effect on the precursors of SEI. The results of the study have implications for aspiring entrepreneurial universities in general and universities with social innovation and entrepreneurship

initiatives in particular. They enable a better understanding of the influence that the university's ESS has on the antecedents of the SEI of male and female students. Previous studies have conjectured that the environment could significantly affect SEI, but none of them has studied the influence that the university's entrepreneurial ecosystem has on the antecedents of SEI of male and female students. In addition, the study provides a template for related studies that can be conducted in other universities. Furthermore, as the overall results of the study are consistent with similar research done by others, further analysis of the data can be used to improve the current entrepreneurial ecosystem for male and female student entrepreneurs. In particular, results from the study will serve as a baseline for future research and longitudinal studies in the Canadian university. The study will be refined to re-assess the influence of the university's ESS antecedents of the SEI of male and female students on a regular basis (bi-yearly or every four years).

The study is subject to some limitations. Similar to previous studies in the literature, the present study focuses on intentionality. It is clear that intentions may not turn into actual behaviours in the future. Currently, there is no other accurate way to measure SEI. Thus, the study takes the statements of respondents about their SEI as a reliable source of information. The study based the collected data on the perceptions of the students. It is possible that a difference between "perception" and "reality" exists. However, it is equally important to analyse how students perceive the university's ESS because these might shape their SEIs (Turker and Selcuk, 2009). The questionnaire is limited to universities with social innovation and entrepreneurship initiatives. These limitations do not invalidate the conclusions of the study.

### Acknowledgments

The authors acknowledge the support from Atlantic Canada Opportunity Agency (ACOA), Newfoundland and Labrador's Department of Tourism, Culture, Industry and Innovation (TCII), the Memorial Centre for Entrepreneurship (MCE) and the Centre for Social Enterprise (CSE). The authors appreciate the logistic support they received from the Memorial University of Newfoundland Students' Union (MUNSU) and the Graduate Students' Union (GSU) at Memorial University of Newfoundland. The corresponding author also acknowledges the additional support provided by the Office of the Vice-President (Research), the Office of the Dean of Engineering and Applied Science and the Office of the Dean of Business Administration at Memorial University.

### References

- Aguinis, H., Gottfredson, R.K. and Joo, H. (2013), "Best-practice recommendations for defining, identifying, and handling outliers", *Organizational Research Methods*, doi: [10.1177/1094428112470848](https://doi.org/10.1177/1094428112470848).
- Ajzen, I. (1991), "The theory of planned behavior", *Organizational Behavior and Human Decision Processes*, Vol. 50 No. 2, pp. 179-211, doi: [10.1016/0749-5978\(91\)90020-T](https://doi.org/10.1016/0749-5978(91)90020-T).
- Ajzen, I. (2002), "Perceived behavioral control, self-efficacy, locus of control, and the theory of planned behavior", *Journal of Applied Social Psychology*, doi: [10.1111/j.1559-1816.2002.tb00236.x](https://doi.org/10.1111/j.1559-1816.2002.tb00236.x).
- Akaike, H. (1998), "Information theory and an extension of the maximum likelihood principle", *Perspectives in Statistics*. doi: [10.1007/978-1-4612-1694-0\\_15](https://doi.org/10.1007/978-1-4612-1694-0_15).
- Arora, S. and Jain, S. (2019), "Influence of gender on entrepreneurial intentions among business management students", *Indian Journal of Industrial Relations*, Vol. 54 No. 3.
- Arshad, M., Farooq, O., Sultana, N. and Farooq, M. (2016), "Determinants of individuals' entrepreneurial intentions: a gender-comparative study", *Career Development International*, Emerald Group Publishing Limited, Vol. 21 No. 4, pp. 318-339, doi: [10.1108/CDI-10-2015-0135](https://doi.org/10.1108/CDI-10-2015-0135).
- Audretsch, D.B. (2014), "From the entrepreneurial university to the university for the entrepreneurial society", *The Journal of Technology Transfer*, Vol. 39 No. 3, pp. 313-321, doi: [10.1007/s10961-012-9288-1](https://doi.org/10.1007/s10961-012-9288-1).

- Austin, J., Stevenson, H. and Wei-Skillern, J. (2006), "Social and commercial entrepreneurship: same, different, or both?", *Entrepreneurship: Theory and Practice*, Wiley/Blackwell (10.1111), Vol. 30 No. 1, pp. 1-22, doi: [10.1111/j.1540-6520.2006.00107.x](https://doi.org/10.1111/j.1540-6520.2006.00107.x).
- Autio, E., Keeley, R.H., Klofsten, M., Parker, G.G.C. and Hay, M. (2001), "Entrepreneurial intent among students in Scandinavia and in the USA", *Enterprise and Innovation Management Studies*, Vol. 2 No. 2, pp. 145-160, doi: [10.1080/14632440110094632](https://doi.org/10.1080/14632440110094632).
- Bacq, S. and Alt, E. (2018), "Feeling capable and valued: a prosocial perspective on the link between empathy and social entrepreneurial intentions", *Journal of Business Venturing*, doi: [10.1016/j.jbusvent.2018.01.004](https://doi.org/10.1016/j.jbusvent.2018.01.004).
- Bae, T.J., Qian, S., Miao, C. and Fiet, J.O. (2014), "The relationship between entrepreneurship education and entrepreneurial intentions: a meta-analytic review", *Entrepreneurship: Theory and Practice*, Vol. 38 No. 2, pp. 217-254, doi: [10.1111/etap.12095](https://doi.org/10.1111/etap.12095).
- Bagheri, A. and Lope Pihie, Z.A. (2014), "The moderating role of gender in shaping entrepreneurial intentions: implications for vocational guidance", *International Journal for Educational and Vocational Guidance*, doi: [10.1007/s10775-014-9269-z](https://doi.org/10.1007/s10775-014-9269-z).
- Baron, R.A. (2004), "The cognitive perspective: a valuable tool for answering entrepreneurship's basic 'why' questions", *Journal of Business Venturing*, Vol. 19 No. 2, pp. 221-239, doi: [10.1016/S0883-9026\(03\)00008-9](https://doi.org/10.1016/S0883-9026(03)00008-9).
- Bazan, C., Shaikh, A., Frederick, S., Amjad, A., Yap, S., Finn, C. and Rayner, J. (2019), "Effect of memorial university's environment & support system in shaping entrepreneurial intention of students", *Journal of Entrepreneurship Education*, Vol. 22 No. 1, pp. 1-35.
- Blunch, N.J. (2013), *Introduction to Structural Equation Modelling Using IBM SPSS Statistics and AMOS*, SAGE, London.
- Bollen, K.A. and Stine, R. (2006), "Direct and indirect effects: classical and bootstrap estimates of variability", *Sociological Methodology*, doi: [10.2307/271084](https://doi.org/10.2307/271084).
- Borman, W.C., Penner, L.A., Allen, T.D. and Motowidlo, S.J. (2001), "Personality predictors of citizenship performance", *International Journal of Selection and Assessment*, doi: [10.1111/1468-2389.00163](https://doi.org/10.1111/1468-2389.00163).
- Bornstein, D. (2005), *The Price of a Dream: The Story of the Grameen Bank*, Oxford University Press, Oxford.
- Boyd, N.G. and Vozikis, G.S. (1994), "The influence of self-efficacy on the development of entrepreneurial intentions and actions", *Entrepreneurship: Theory and Practice*, Vol. 18, pp. 63-77, doi: [10.1177/104225879401800404](https://doi.org/10.1177/104225879401800404).
- Bullough, A., Renko, M. and Myatt, T. (2014), "Danger zone entrepreneurs: the importance of resilience and self-efficacy for entrepreneurial intentions", *Entrepreneurship: Theory and Practice*, doi: [10.1111/etap.12006](https://doi.org/10.1111/etap.12006).
- Byrne, B.M. (2001), "Structural equation modeling with AMOS, EQS, and LISREL: comparative approaches to testing for the factorial validity of a measuring instrument", *International Journal of Testing*, doi: [10.1207/S15327574IJT0101\\_4](https://doi.org/10.1207/S15327574IJT0101_4).
- Carr, J.C. and Sequeira, J.M. (2007), "Prior family business exposure as intergenerational influence and entrepreneurial intent: a Theory of Planned Behavior approach", *Journal of Business Research*, doi: [10.1016/j.jbusres.2006.12.016](https://doi.org/10.1016/j.jbusres.2006.12.016).
- Chan, A. (2016), "Personal wellbeing of participants of social purpose enterprises: the influence of social support", *Voluntas*, doi: [10.1007/s11266-015-9637-4](https://doi.org/10.1007/s11266-015-9637-4).
- Chlosta, S., Patzelt, H., Klein, S.B. and Dormann, C. (2012), "Parental role models and the decision to become self-employed: the moderating effect of personality", *Small Business Economics*, doi: [10.1007/s11187-010-9270-y](https://doi.org/10.1007/s11187-010-9270-y).
- Dabic, M., Daim, T., Bayraktaroglu, E., Novak, I. and Basic, M. (2012), "Exploring gender differences in attitudes of university students towards entrepreneurship: an international survey", *International Journal of Gender and Entrepreneurship*, doi: [10.1108/17566261211264172](https://doi.org/10.1108/17566261211264172).

- Dees, J.G. (1998), "The meaning of 'social entrepreneurship'", *Innovation*, doi: [10.2307/2261721](https://doi.org/10.2307/2261721).
- Dees, J.G. (2012), "A tale of two cultures: charity, problem solving, and the future of social entrepreneurship", *Journal of Business Ethics*, doi: [10.1007/s10551-012-1412-5](https://doi.org/10.1007/s10551-012-1412-5).
- deLeeuw, J. (2011), "Introduction to Akaike (1973) information theory and an extension of the maximum likelihood principle", *Breakthroughs in Statistics*, doi: [10.1007/978-1-4612-0919-5\\_37](https://doi.org/10.1007/978-1-4612-0919-5_37).
- Ernst, K. (2011), *Heart over Mind – an Empirical Analysis of Social Entrepreneurial Intention Formation on the Basis of the Theory of Planned Behaviour*, University of Wuppertal, Wuppertal, doi: [10.1111/j.1365-2761.1989.tb00281.x](https://doi.org/10.1111/j.1365-2761.1989.tb00281.x).
- Estrin, S., Mickiewicz, T. and Stephan, U. (2013), "Entrepreneurship, social capital, and institutions: social and commercial entrepreneurship across nations", *Entrepreneurship: Theory and Practice*, doi: [10.1111/etap.12019](https://doi.org/10.1111/etap.12019).
- Fishbein, M. and Ajzen, I. (2010), *Predicting and Changing Behaviour: The Reasoned Action Approach*, Psychology Press, New York, doi: [10.4324/9780203937082](https://doi.org/10.4324/9780203937082).
- Haines, R., Street, M.D. and Haines, D. (2008), "The influence of perceived importance of an ethical issue on moral judgment, moral obligation, and moral intent", *Journal of Business Ethics*, doi: [10.1007/s10551-007-9502-5](https://doi.org/10.1007/s10551-007-9502-5).
- Hair, J.F., Black, W.C., Babin, B.J. and Anderson, R.E. (2010), *Multivariate Data Analysis, Analysis*, Pearson Education Limited, Essex, doi: [10.1016/j.jjpharm.2011.02.019](https://doi.org/10.1016/j.jjpharm.2011.02.019).
- Henderson, R. and Robertson, M. (1999), "Who wants to be an entrepreneur? Young adult attitudes to entrepreneurship as a career", *Education + Training*, Vol. 41 No. 5, pp. 236-245, doi: [10.1108/00400919910279973](https://doi.org/10.1108/00400919910279973).
- Ho, R. (2014), *Handbook of Univariate and Multivariate Data Analysis with IBM SPSS*, CRC Press, San Diego, CA.
- Hockerts, K. (2015), "The social entrepreneurial antecedents scale (SEAS): a validation study", *Social Enterprise Journal*, doi: [10.1108/SEJ-05-2014-0026](https://doi.org/10.1108/SEJ-05-2014-0026).
- Hockerts, K. (2017), "Determinants of social entrepreneurial intentions", *Entrepreneurship: Theory and Practice*, doi: [10.1111/etap.12171](https://doi.org/10.1111/etap.12171).
- Ip, C.Y., Liang, C., Wu, S.C., Law, K.M.Y. and Liu, H.C. (2018), "Enhancing social entrepreneurial intentions through entrepreneurial creativity: a comparative study between Taiwan and Hong Kong", *Creativity Research Journal*, doi: [10.1080/10400419.2018.1446744](https://doi.org/10.1080/10400419.2018.1446744).
- Judd, C.M. and Kenny, D.A. (2015), "Data analysis in social psychology: recent and recurring issues", *Handbook of Social Psychology*, doi: [10.1002/9780470561119.socpsy001004](https://doi.org/10.1002/9780470561119.socpsy001004).
- Kaiser, F.G. (2006), "A moral extension of the theory of planned behavior: norms and anticipated feelings of regret in conservationism", *Personality and Individual Differences*, doi: [10.1016/j.paid.2005.11.028](https://doi.org/10.1016/j.paid.2005.11.028).
- Kautonen, T., Luoto, S. and Tornikoski, E.T. (2010), "Influence of work history on entrepreneurial intentions in 'prime age' and 'third age': a preliminary study", *International Small Business Journal*, doi: [10.1016/0002-9149\(94\)90358-1](https://doi.org/10.1016/0002-9149(94)90358-1).
- Khanin, D. (2011), "Market failures and the strategies of social entrepreneurship", *Academy of Management Proceedings*, Academy of Management Briarcliff Manor, New York, 10510, Vol. 2011 No. 1, pp. 1-6, doi: [10.5465/AMBPP.2011.65869498](https://doi.org/10.5465/AMBPP.2011.65869498).
- Kohlberg, L. (1971), "The philosophy of moral development moral stages and the idea of justice", *Moral Education*, HarperCollins, New York, NY.
- Kolvereid, L. (1996), "Prediction of employment status choice intentions", *Entrepreneurship: Theory and Practice*, pp. 47-57, available at: <http://www.questia.com/PM.qst?a=o&se=gglsc&d=5002278812%5Chttp://web.ebscohost.com/ehost/pdfviewer/pdfviewer?sid=520195f2-f364-4fe8-afa6-c2e9016bfa2c@sessionmgr111&vid=5&hid=118>.
- Kraaijenbrink, J., Bos, G. and Groen, A. (2010), "What do students think of the entrepreneurial support given by their universities?", *International Journal of Entrepreneurship and Small Business*, Vol. 9 No. 1, p. 110, doi: [10.1504/IJESB.2010.029512](https://doi.org/10.1504/IJESB.2010.029512).

- Krejcie, R.V. and Morgan, D.W. (1970), "Determining sample size for research activities", *Educational and Psychological Measurement*, Vol. 30 No. 3, pp. 607-610.
- Krueger, N. and Carsrud, A. (1993), "Entrepreneurial intentions: applying the theory of planned behaviour", *Entrepreneurship & Regional Development*, Vol. 40 No. 3, pp. 879-891, doi: [10.1080/08985629300000020](https://doi.org/10.1080/08985629300000020).
- Krueger, N., Reilly, M. and Carsrud, A. (2000), "Competing models of entrepreneurial intentions", *Journal of Business Venturing*, Vol. 15 No. 5, pp. 411-432, doi: [10.1016/S0883-9026\(98\)00033-0](https://doi.org/10.1016/S0883-9026(98)00033-0).
- Kwong, C.C.Y., Thompson, P. and Cheung, C.W.M. (2012), "The effectiveness of social business plan competitions in developing social and civic awareness and participation", *Academy of Management Learning and Education*, doi: [10.5465/amle.2011.0007A](https://doi.org/10.5465/amle.2011.0007A).
- Ledermann, T. and Macho, S. (2015), *Assessing Mediation in Simple and Complex Models*, International Journal of Mathematics, Game Theory and Algebra, Nova Science Publisher, Hauppauge, NY, available at: <http://thomasledermann.com/mscm/> (accessed 22 April 2019).
- Maassen, G.H. and Bakker, A.B. (2001), "Suppressor variables in path models: definitions and interpretations", *Sociological Methods & Research*, doi: [10.1177/0049124101030002004](https://doi.org/10.1177/0049124101030002004).
- MacKinnon, D.P., Krull, J.L. and Lockwood, C.M. (2000), "Equivalence of the mediation, confounding and suppression effect", *Prevention Science*, doi: [10.1023/A:1026595011371](https://doi.org/10.1023/A:1026595011371).
- Mair, J. and Noboa, E. (2006), "Social entrepreneurship: how intentions to create a social venture are formed", *Social Entrepreneurship*, doi: [10.1057/9780230625655](https://doi.org/10.1057/9780230625655).
- Mehrabian, A. and Epstein, N. (1972), "A measure of emotional empathy", *Journal of Personality*, doi: [10.1111/j.1467-6494.1972.tb00078.x](https://doi.org/10.1111/j.1467-6494.1972.tb00078.x).
- Miller, T.L., Grimes, M.G., McMullen, J.S. and Vogus, T.J. (2012), "Venturing for others with heart and head: how compassion encourages social entrepreneurship", *Academy of Management Review*, doi: [10.5465/amr.2010.0456](https://doi.org/10.5465/amr.2010.0456).
- Oswald, P.A. (1996), "The effects of cognitive and affective perspective taking on empathic concern and altruistic helping", *The Journal of Social Psychology*, doi: [10.1080/00224545.1996.9714045](https://doi.org/10.1080/00224545.1996.9714045).
- Piperopoulos, P. and Dimov, D. (2015), "Burst bubbles or build steam? Entrepreneurship education, entrepreneurial self-efficacy, and entrepreneurial intentions", *Journal of Small Business Management*, doi: [10.1111/jsbm.12116](https://doi.org/10.1111/jsbm.12116).
- Preacher, K.J. and Hayes, A.F. (2008), "Asymptotic and resampling strategies for assessing and comparing indirect effects in multiple mediator models", *Behavior Research Methods*.
- Preston, S.D., Bechara, A., Damasio, H., Grabowski, T.J., Stansfield, R.B., Mehta, S. and Damasio, A.R. (2007), "The neural substrates of cognitive empathy", *Social Neuroscience*, doi: [10.1080/17470910701376902](https://doi.org/10.1080/17470910701376902).
- Rivis, A., Sheeran, P. and Armitage, C.J. (2009), "Expanding the affective and normative components of the theory of planned behavior: a meta-analysis of anticipated affect and moral norms", *Journal of Applied Social Psychology*, doi: [10.1111/j.1559-1816.2009.00558.x](https://doi.org/10.1111/j.1559-1816.2009.00558.x).
- Shapiro, A. and Sokol, L. (1982), "The social dimensions of entrepreneurship, in the encyclopaedia of entrepreneurship", *Encyclopedia of Entrepreneurship*, pp. 72-90, doi: [10.1093/oxfordhb/9780199546992.003.0019](https://doi.org/10.1093/oxfordhb/9780199546992.003.0019).
- Shirokova, G., Osiyevskyy, O. and Bogatyreva, K. (2016), "Exploring the intention-behavior link in student entrepreneurship: moderating effects of individual and environmental characteristics", *European Management Journal*, Vol. 34 No. 4, pp. 386-399, doi: [10.1016/j.emj.2015.12.007](https://doi.org/10.1016/j.emj.2015.12.007).
- Smith, B.R., Kickul, J. and Coley, L. (2010), "Using simulation to develop empathy and motivate agency: an innovative pedagogical approach for social entrepreneurship education", *Handbook of Research in Entrepreneurship Education*, Edward Elgar Publishing, Northampton, MA, Vol. 3, pp. 13-24.
- Smith, I.H. and Woodworth, W.P. (2012), "Developing social entrepreneurs and social innovators: a social identity and self-efficacy approach", *The Academy of Management Learning and Education*, doi: [10.5465/amle.2011.0016](https://doi.org/10.5465/amle.2011.0016).

- Sörbom, D. (1974), "A general method for studying differences in factor means and factor structure between groups", *British Journal of Mathematical and Statistical Psychology*, doi: [10.1111/j.2044-8317.1974.tb00543.x](https://doi.org/10.1111/j.2044-8317.1974.tb00543.x).
- Souitaris, V., Zerbinati, S. and Al-Laham, A. (2007), "Do entrepreneurship programmes raise entrepreneurial intention of science and engineering students? The effect of learning, inspiration and resources", *Journal of Business Venturing*, Vol. 22 No. 4, pp. 566-591, doi: [10.1016/j.jbusvent.2006.05.002](https://doi.org/10.1016/j.jbusvent.2006.05.002).
- Terjesen, S., Bosma, N. and Stam, E. (2016), "Advancing public policy for high-growth, female, and social entrepreneurs", *Public Administration Review*, doi: [10.1111/puar.12472](https://doi.org/10.1111/puar.12472).
- Tijssen, R.J.W. (2006), "Universities and industrially relevant science: towards measurement models and indicators of entrepreneurial orientation", *Research Policy*, Vol. 35 No. 10, pp. 1569-1585, doi: [10.1016/j.respol.2006.09.025](https://doi.org/10.1016/j.respol.2006.09.025).
- Trivedi, R. (2016), "Does university play significant role in shaping entrepreneurial intention? A cross-country comparative analysis", *Journal of Small Business and Enterprise Development*, Vol. 23 No. 3, pp. 790-811, doi: [10.1108/JSBED-10-2015-0149](https://doi.org/10.1108/JSBED-10-2015-0149).
- Trivedi, R. (2017), "Entrepreneurial-intention constraint model: a comparative analysis among post-graduate management students in India, Singapore and Malaysia", *The International Entrepreneurship and Management Journal*, Vol. 13 No. 4, pp. 1239-1261, doi: [10.1007/s11365-017-0449-4](https://doi.org/10.1007/s11365-017-0449-4).
- Turker, D. and Selcuk, S.S. (2009), "Which factors affect entrepreneurial intention of university students?", *Journal of European Industrial Training*, Vol. 33 No. 2, pp. 142-159, doi: [10.1108/03090590910939049](https://doi.org/10.1108/03090590910939049).
- Vidal, I. (2005), "Social enterprise and social inclusion: social enterprises in the sphere of work integration", *International Journal of Public Administration*, doi: [10.1081/PAD-200067347](https://doi.org/10.1081/PAD-200067347).
- Vining, J. and Ebreo, A. (1989), "An evaluation of the public response to a community recycling education program", *Society & Natural Resources*, Taylor & Francis Group, Vol. 2 No. 1, pp. 23-36, doi: [10.1080/08941928909380673](https://doi.org/10.1080/08941928909380673).
- Yiu, D.W., Wan, W.P., Ng, F.W., Chen, X. and Su, J. (2014), "Sentimental drivers of social entrepreneurship: a study of China's Guangcai (Glorious) program", *Management and Organization Review*, doi: [10.1111/more.12043](https://doi.org/10.1111/more.12043).
- Zadek, S. and Thake, S. (1997), *Send in the Social Entrepreneurs*, New Statesman, doi: [10.1080/07351698809533738](https://doi.org/10.1080/07351698809533738).
- Zahra, S.A., Gedajlovic, E., Neubaum, D.O. and Shulman, J.M. (2009), "A typology of social entrepreneurs: motives, search processes and ethical challenges", *Journal of Business Venturing*, doi: [10.1016/j.jbusvent.2008.04.007](https://doi.org/10.1016/j.jbusvent.2008.04.007).
- Zollo, L., Laudano, M.C., Ciappè, C. and Zampi, V. (2017), "Factors affecting universities' ability to foster students' entrepreneurial behaviour", *The Journal of Management Development*, Vol. 36 No. 2, pp. 268-285, doi: [10.1108/JMD-06-2016-0093](https://doi.org/10.1108/JMD-06-2016-0093).

## Appendix

### Questionnaire Items

ETO: refers to the degree to which the person is able to intellectually recognise and emotionally share the feelings of others.

- (1) ETO1 – When thinking about disadvantaged people, I try to put myself in their shoes
- (2) ETO2 – Seeing disadvantaged people makes me want to help them
- (3) ETO3 – I feel compassion for marginalised people

SER: refers to the cognitive process that motivates a person to help others or the environment in pursuit of a mission.

SER1 – It is everybody’s responsibility to help disadvantaged people

SER2 – Everybody has an obligation to help solve the problems that society faces

SER3 – Everybody needs to protect the environment for future generations

PSE: refers to the perceived level of self-confidence to succeed in specific situations or perform a task.

PSE1 – I can make a contribution to address one of society’s problems

PSE2 – I can figure out ways to help solve a problem that society faces

PSE3 – Everybody can contribute to solving the problems in society

PCS: refers to trust and cooperation that can be derived from the person’s network.

PSS1 – People will support me if I wanted to start a social enterprise

PCS2 – People will help me if I plan to address a problem in society

PCS3 – It is possible to attract funders for a new social enterprise

SEI: represents the intention of students to start a social venture.

SEI1 – I expect that in the future I will be involved in launching a social enterprise

SEI2 – My professional goal is to become a social entrepreneur

SEI3 – I am seriously thinking about starting a social enterprise in the future

ESI: represents the familiarity of the person with social or environmental issues.

ESI1 – I have experience working on a problem faced by society

ESI2 – I have volunteered with a social enterprise in the past

ESI3 – I am familiar with the problems that society faces

University ESS: represents the entire entrepreneurial ecosystem in the university.

ESS1 – MUN provides a creative atmosphere to develop ideas for a social enterprise

ESS2 – MUN creates awareness of social entrepreneurship as a possible career choice

ESS3 – MUN provides networking opportunities for social entrepreneurial students

ESS4 – MUN provides students with the knowledge needed to start a social enterprise

ESS5 – MUN offers experiential learning related to social enterprise

ESS6 – MUN arranges workshops and conferences on social entrepreneurship

ESS7 – MUN has many resources to help students to start of a social enterprise

ESS8 – MUN arranges mentoring services for social entrepreneurial students

ESS9 – MUN provides students with ideas to start a new social enterprise

### **Corresponding author**

Carlos Bazan can be contacted at: [carlos.bazan@mun.ca](mailto:carlos.bazan@mun.ca)

---

For instructions on how to order reprints of this article, please visit our website:

[www.emeraldgroupublishing.com/licensing/reprints.htm](http://www.emeraldgroupublishing.com/licensing/reprints.htm)

Or contact us for further details: [permissions@emeraldinsight.com](mailto:permissions@emeraldinsight.com)